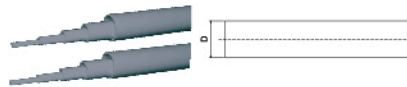


PVC PRESSURE PIPES & FITTINGS (SCH40)


ASTM D2466



ITEM NO: US4001

● PRESSURE PIPES

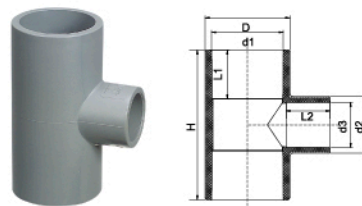
Nom Size	Outer Dia	Wall Thickness
1/2"	21.34	2.77
3/4"	26.67	2.87
1"	33.4	3.38
1 1/4"	42.16	3.56
1 1/2"	48.26	3.68
2"	60.33	3.91
2 1/2"	73.03	5.16
3"	88.9	5.49
4"	114.3	6.02
6"	168.3	7.11



ITEM NO: US4003

● COUPLING


Nom Size	D	d	H	L
1/2"	27.5	21.34	40.7	19
3/4"	33.5	26.67	55.1	26
1"	40.9	33.4	57.4	27.5
1 1/4"	50.1	42.16	60.4	29
1 1/2"	56.6	48.26	70.4	34
2"	69	60.33	82.4	40
2 1/2"	84.4	73.03	94.8	45
3"	100.9	88.9	100.8	48
4"	127.3	114.3	112.8	54
6"	183.6	168.3	159.8	76.7



ITEM NO: US4T02

● REDUCING TEE


Nom Size	D	d1	d2	d3	L1	L2	H
3/4"X1/2"	33.8	26.67	28.0	21.34	26	19	77.8
1"X1/2"	40.9	33.4	27.5	21.34	27.5	19	80.3
1"X3/4"	40.9	33.4	33.5	26.67	27.5	26	86.0
1 1/4"X1/2"	50.1	42.16	27.5	21.34	29	19	83.3
1 1/4"X3/4"	50.1	42.16	33.7	26.67	29	26	88.6
1 1/4"X1"	50.1	42.16	40.9	33.4	29	27.5	95.6
1 1/2"X1/2"	56.6	48.26	27.5	21.34	34	19	93.3
1 1/2"X3/4"	56.6	48.26	33.5	26.67	34	26	99
1 1/2"X1"	56.6	48.26	40.9	33.4	34	27.5	105.1
1 1/2"X1 1/4"	56.6	48.26	50.1	42.16	34	29	114
2"X1/2"	69	60.33	27.5	21.34	40	19	105.3
2"X3/4"	69	60.33	33.5	26.67	40	26	110.6
2"X1"	69	60.33	40.9	33.4	40	27.5	117.5
2"X1 1/4"	69	60.33	50.1	42.16	40	29	125.8
2"X1 1/2"	69	60.33	56.6	48.26	40	34	131.9



ITEM NO: US4E01

● 45° ELBOW

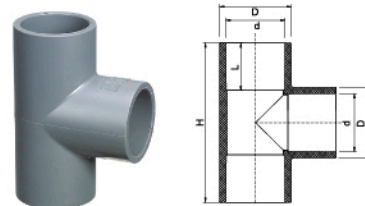
Nom Size	D	d	L
1/2"	27.5	21.34	19
3/4"	33.5	26.67	24.1
1"	40.8	33.4	27.5
1 1/4"	50.1	42.16	29
1 1/2"	56.6	48.26	34
2"	69	60.33	40
2 1/2"	84.4	73.03	45
3"	100.9	88.9	48
4"	127.3	114.3	54
6"	183.6	168.3	76.7



ITEM NO: US4F01

● FEMALE PLUG

Nom Size	D	NPT	L	H
1/2"	27.5	1/2"	19	23
3/4"	33.5	3/4"	21.5	25.8
1"	40.9	1"	26.5	31.7
1 1/4"	50.1	1 1/4"	27.1	32.3
1 1/2"	56.6	1 1/2"	27.6	33.1
2"	69	2"	27.6	33.1



ITEM NO: US4T01


● STRAIGHT TEE

Nom Size	D	d	L	H
1/2"	27.9	21.34	19	63.7
3/4"	33.5	26.67	26	83.1
1"	40.8	33.4	27.5	92.1
1 1/4"	50.1	42.16	29	104
1 1/2"	56.6	48.26	34	120
2"	69	60.33	40	143.5
2 1/2"	84.4	73.03	45	168.2
3"	100.9	88.9	48	190
4"	127.3	114.3	54	230.5
6"	183.6	168.3	76.7	332

ASTM D2466




PVC PRESSURE PIPES & FITTINGS (SCH40)



ITEM NO: US4E02

● 90° ELBOW

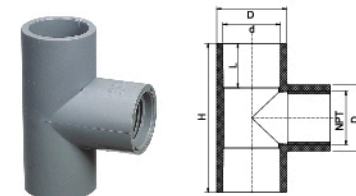
Nom Size	D	d	L
1/2"	27.5	21.34	19
3/4"	33.5	26.67	25.6
1"	40.5	33.4	27.5
1 1/4"	50.1	42.16	29
1 1/2"	56.6	48.26	34
2"	69	60.33	40
2 1/2"	84.4	73.03	45
3"	100.9	88.9	48
4"	127.3	114.3	57.5
6"	183.6	168.3	76.7



ITEM NO: US4011

● FEMALE ADAPTOR

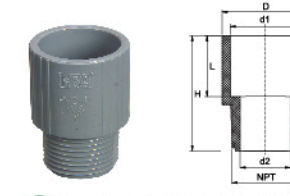
Nom Size	D	d	H	L	NPT
1/2"	27.5	21.34	40.4	19	1/2"
3/4"	33.5	26.67	49.9	26	3/4"
1"	40.9	33.4	57.4	27.5	1"
1 1/4"	50.1	42.16	60.4	29	1 1/4"
1 1/2"	56.6	48.26	64.4	34	1 1/2"
2"	69	60.33	71.1	40	2"
2 1/2"	84.4	73.03	82.8	45	2 1/2"
3"	100.9	88.9	95.4	48	3"
4"	127.3	114.3	103.3	54	4"
6"	183.6	168.3	131.1	76.7	6"



ITEM NO: US4T04

● FEMALE TEE

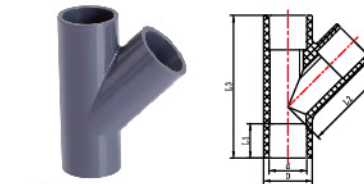
Nom Size	D	d	L	H	NPT
1/2"	27.5	21.34	19	63.3	1/2"
3/4"	33.5	26.67	26	83	3/4"
1"	40.9	33.4	27.5	92.1	1"
1 1/4"	50.1	42.16	29	101.4	1 1/4"
1 1/2"	56.6	48.26	34	117.5	1 1/2"
2"	69	60.33	40	142	2"



ITEM NO: US4012

● MALE ADAPTOR


Nom Size	D	d1	d2	NPT	H	L
1/2"	27.5	21.34	13	1/2"	40.8	19.7
3/4"	33.4	26.67	18.5	3/4"	43.3	20
1"	41.3	33.4	24	1"	55	29
1 1/4"	50.7	42.16	30.2	1 1/4"	59.9	29.5
1 1/2"	57.2	48.26	35.9	1 1/2"	65.6	34
2"	69.6	60.33	48.6	2"	72.6	40.9
2 1/2"	84.4	73.03	55.5	2 1/2"	82.5	45
3"	100.9	88.9	70.7	3"	94.8	48
4"	127.3	114.3	94.9	4"	103.8	54
6"	183.6	168.3	146.4	6"	131.1	76.7



ITEM NO: US4T03

● SKEW TEE


Nom Size	D	d	L1	L2	L3
1/2"	27.54	21.54	19.5	52.99	81
3/4"	33.47	26.87	26	62.05	94
1"	40.8	33.65	27.5	72.4	114



ITEM NO: US4016

● END PLUG

Nom Size	D	d	L	H
1/2"	27.5	21.34	19	22
3/4"	34	26.67	26	30
1"	40.9	33.4	27.5	30.9
1 1/4"	50.1	42.16	29.6	33.4
1 1/2"	56.6	48.26	34	38.6
2"	69	60.33	40.5	44.5
2 1/2"	84.4	73.4	45	51.8
3"	101.3	88.9	49.5	57.2
4"	128	114.3	54	61.6
6"	184.4	168.3	80	89



ITEM NO: US4017

● REDUCING MALE ADAPTOR

Nom Size	D	d	d1	NPT	L	H
3/4"X1/2"	33.4	26.85	13	1/2"	20	42.3